

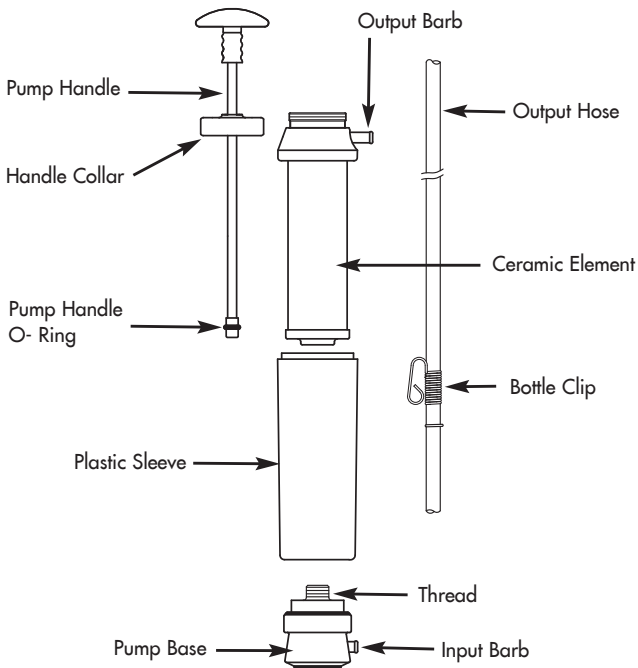


Pocket Water Microfilter
(Model 2010000)

Pocket Replacement Cartridge
(Model 8013619)

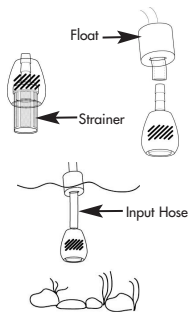
English

Thank you for choosing a Katadyn portable water microfiltration system. The Katadyn Pocket Microfilter meets industry standards for reduction of bacteria (99.9999% *Klebsiella terrigena*) and protozoan cysts (99.9% *Giardia* and *Cryptosporidium*). The Pocket is Katadyn's most rugged filter and comes with a 20 year warranty. Professionals trust its longevity and the filter is ideal for 1-4 persons while trekking, on journeys and on expeditions.

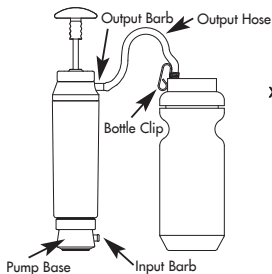


(Figure 1-1)

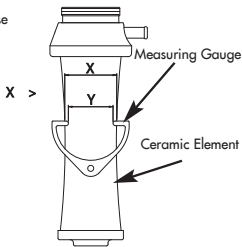
Key Components



(Figure 2-1)



(Figure 2-2)



(Figure 2-3)

Product Set-up

The Pocket requires minimal set up. For best results, try out the Pocket before first field use to familiarize yourself with its operation.

1) Prefilter

The modular prefilter (Figure 2-1) is effective in still and running water. It consists of two components: a strainer and a weight. The prefilter is important because it prevents large particles (larger than 130 microns) from entering the water system. See Field Performance Tips for helpful hints.

2) Connect Hoses

Push the hose float on to the input hose (hose with prefilter). Position the float approx. 2 inches from prefilter. Attach the input hose to the input barb on the pump base. Push the bottle clip on to the output hose. Attach the output hose to the output barb. (Figures 1-1, 2-1, 2-2)

3) Flush System

Important: Before first use, flush system by pumping approximately 0.5 litres of water through the unit to remove harmless ceramic dust. See following section on Normal Operation on how to filter water.

Normal Operation

- 1) Place input hose in untreated water source. Adjust the float to keep prefilter off the bottom and away from sediment.
- 2) Attach the bottle clip on the output hose on to a clean water container*. (Figure 2-3)

- 3) Hold the filter upright and begin pumping the handle in a slow, steady manner. Make sure the input hose is not kinked.
- 4) After filling water container with filtered water, remove bottle clip from container and input hose from water source. Continue pumping to remove remaining water from pump body.
- 5) Store the unit in the carry bag. To prevent the possibility of cross contamination remove the output hose with the clip and store separately in the re-sealable bag inside the carry bag.

*Note: Before each use, pump and discard a small amount (0.2 litres) of water to remove stale taste.

Field Performance Tips

The Katadyn Pocket is designed to remove bacteria and protozoan cysts such as Legionella, Giardia and Cryptosporidium. To extend ceramic life, always use the best water source available. Keep the input prefilter clean and off the bottom. In heavy sediment conditions, wrap a coffee filter or bandanna around the input prefilter. Where possible, place untreated water in container and wait for sediment to settle out until water appears clear - then filter from water above the sediment.

Maintain your Katadyn water system to keep it operating smoothly.

1) If handle is hard to push:

Clogged filter pores. If the filter pores of the ceramic are clogged, the ceramic needs to be cleaned. Never use force when pumping. Unscrew the pump base counter-clockwise from the lower end of the filter housing and remove the plastic sleeve by pulling it downwards. Clean the ceramic element by brushing it with the supplied cleaning pad until the light, originally color appears again. Be careful not to have unfiltered water touching the filter output. Push the plastic sleeve over the ceramic element. Apply a drop of silicone lubricant on the thread of the pump base. Tighten the pump base clockwise.

2) **Lubricate pump handle o-ring.** Silicone lubricant is provided with your new unit. Unscrew the handle collar on the upper part of the filter element counter clockwise and remove the pump handle. (Figure 1-1) Clean excess build-up from black rubber o-ring on bottom of handle. Place a small amount of silicone lubricant on the thread of the filter element. Re-assemble.

3) If unit pumps easily, but no water flow:

Make sure prefilter is submerged.

Make sure that input hose is not blocked or pinched.

Hold the filter vertically until water flows.

4) **Prefilter:** Rinse the prefilter in water to remove any particles that may be caught in the strainer.

5) **Storage:** Your Katadyn water system comes with a carry bag for storage. To prevent the possibility of cross contamination remove the output hose with the bottle clip and store separately in the re-sealable bag inside the carry bag.

Long-Term Storage (After Your Trip Is Over)

Store the Pocket filter as follows:

- 1) Unscrew the pump base and clean the ceramic element by brushing with the supplied cleaning pad. Allow to air-dry completely.
- 2) Rinse the black plastic sleeve and remove any dirt.
- 3) Lubricate the o-rings and the threads of the filter element and the pump base.
- 4) Re-assemble the filter.
- 5) Wrap input hose around body and store Pocket inside the carry bag.

Note: When removing unit from long-term storage, flush the system with one litre of water to remove any stale tasting water.

Ceramic Capacity

Ceramic capacity depends on water quality. The dirtier the water the more often you will have to clean the element. This reduces the capacity of approx. 13'000 gallons (50'000 litres). If the gap of the measuring gauge fits over the ceramic it is time to replace the filter (Figure 2-3). Inspect the ceramic for cracks after cleaning, if you dropped the filter or if you had freezing temperatures. If the filter shows cracks it will no longer protect you from microorganisms.

Ceramic Installation

Replacement filter elements are available from the dealer where you purchased your Katadyn Pocket.

- 1) Unscrew the pump base counter clockwise from the lower end of the filter housing and remove the plastic sleeve by pulling it downwards.
- 2) Unscrew the handle collar on the upper part of the ceramic element counterclockwise and remove the pump handle. Lubricate o-ring.
- 3) Remove new ceramic element from packaging
- 4) Insert pump handle into the new ceramic element and tighten the handle collar clockwise.
- 5) Push the plastic sleeve over the new ceramic element. Apply a drop of silicone lubricant to the thread of the pump base. Tighten the pump base to the housing clockwise.
- 6) Flush ceramic element by pumping and discarding the first litre.

When You Travel Abroad, Camp or Backpack...

...you run a risk of illness ranging from the inconvenience and discomfort of diarrhoea to more serious illnesses caused by protozoan cysts (i.e., Legionella, Giardia, Cryptosporidium), viruses and bacteria.

The microorganisms that cause these diseases are often found in the food and water you consume. Lakes, streams and the local water supply may be contaminated.

To minimize the risk of contracting these illnesses, we suggest that you consult with your physician, state health department or traveller's clinic 4-6 weeks before you depart.

And while you are travelling...

- Make sure that prepared food is thoroughly cooked.
- Select non-cooked foods (fruits, nuts, etc.) that have intact shells or skins, and clean your hands before peeling the food.
- Wash your hands with soap and water thoroughly and often, especially before you eat. Filter all drinking water with your Katadyn Pocket Water Microfilter.

The Katadyn Pocket Microfilter is an essential piece of outdoor equipment. For questions or suggestions, please contact us at +41 44 839 21 11.

Product Registration

Please take a moment to register your new Katadyn product by completing the short product registration form online at www.katadyn.com/productregistration. The information you provide will enable us to better serve you with products developed to meet your needs and interests. Register your Katadyn product online and you will be automatically entered into a drawing to win a free Katadyn product.

Limited Warranty

Your Katadyn Pocket Microfilter is warranted for twenty (20) years from the date of purchase against defects in materials and workmanship. Should your Katadyn Pocket prove defective within this time from the date of purchase, return it to the Katadyn retailer from whom it was purchased. If you have any questions please contact Katadyn at +41 44 839 21 11. Katadyn, at its discretion, will replace or repair the damaged item. Please retain your purchase receipt as proof of date purchased. This warranty gives you specific legal rights and you may have other legal rights which vary from state to state.

Contact International:
Katadyn Products Inc.
Pfäffikerstrasse 37
8310 Kempptal / Switzerland
info@katadyn.ch / www.katadyn.com

KATADYN POCKET TACTICAL - the high-class filter

PRODUCT CHARACTERISTICS

Technology:	Pump filter, ceramic depth filtration (0.2 microns = 0.0002mm pores)
Effect:	Eliminates bacteria, protozoa, cysts, algae, spores and sediments.
Output:	Approx. 1 l/min
Capacity:	Up to 50'000 litres depending on water quality
Weight:	Approx. 550 g
Dimensions:	24 x 6 cm
Material:	Aluminium, stainless steel, silicone, ceramic
Accessories:	Prefilter, bottle adaptor and carry bag
Article No.:	8020425 Katadyn Pocket Tactical

Series: Endurance



FACTS

- The first portable water filter - today a classic.
- Made from top-quality, durable materials. This is why the Pocket is suitable for the toughest of conditions and is the first choice for extreme adventurers like Mike Horn.
- The tried and tested ceramic depth filter removes bacteria, protozoa and other disease-causing agents. The principle: The micro-organisms cannot pass through the pores of the filter ceramic (0.2 microns) because of their size (greater than 0.2 microns = 0.0002 mm).
- Unlike disposable filters, the ceramic can be cleaned several times - even in the field.
- Improved, round pump handle for better ergonomics and an outlet hose which can be attached to water containers with a simple clip.

PRODUCT CHARACTERISTICS > BENEFITS

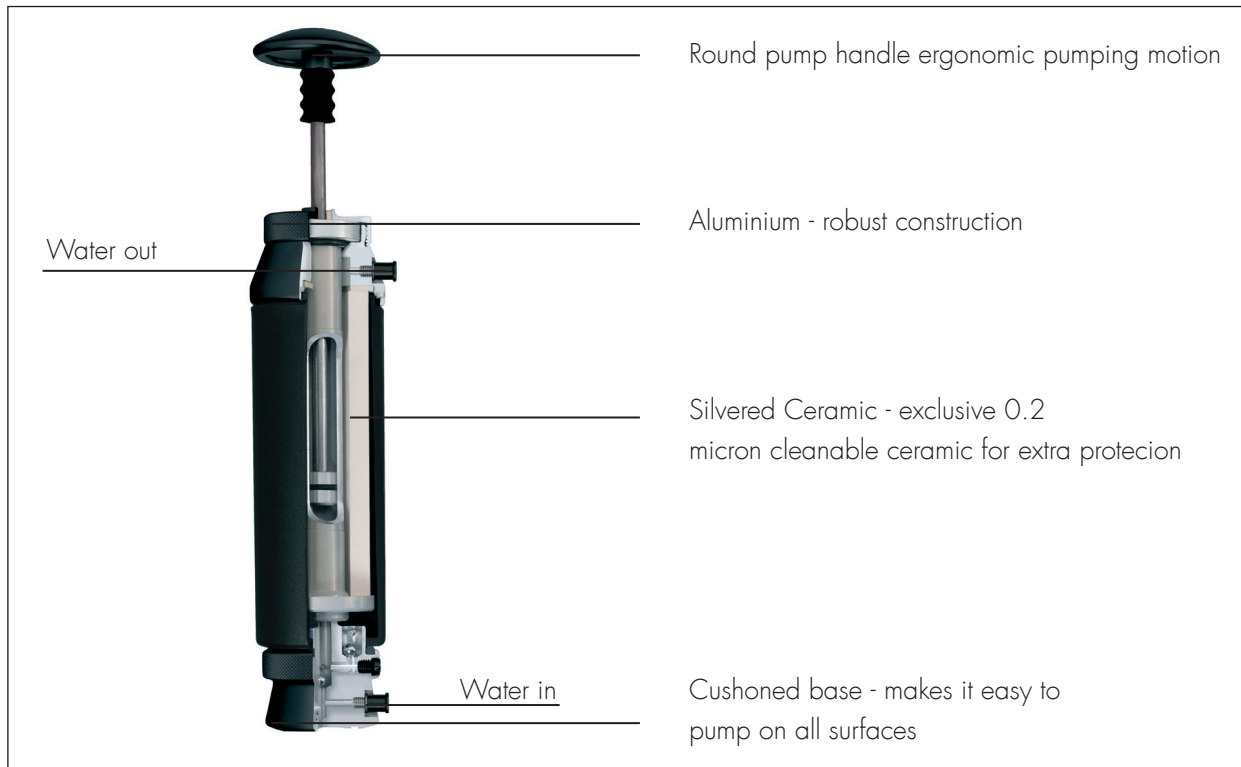
- Top-quality, durable materials > unparalleled quality
- Cleanable ceramic filter element > not only for clear but also for very cloudy water / can be used hundreds of times (not a disposable filter)
- Few movable parts > simple maintenance
- Long lasting > requires minimal maintenance
- Improved hand ergonomics > even easier to pump
- Measuring gauge supplied > indicates when the filter element should be changed

SHORT PROFILE

One of the best water filters. Unequalled in strength. For 1 - 4 people, long-term extreme use and trekking.

KATADYN POCKET TACTICAL - the high-class filter

CUT MODEL



For details on spare parts, please contact your Katadyn dealer.

TESTS

Bachema AG, Switzerland, 01.07.2010 - Raoultella terrigena, Salmonella typhimurium, E.coli

Bachema AG, Switzerland, 07.12.2004 - Pseudomonas aeruginosa

Swiss Tropical Institute, Switzerland, 08.03.1994 - Giardia lamblia

Katadyn reserves the right to modify product characteristics